

Global Shipbuilding Market Report: 2019 Edition

April 2019



Executive Summary

The shipbuilding industry is responsible for the design and construction of oceangoing vessels all around the world. Most of the global ship production today is concentrated in Asian countries such as China, Japan and South Korea, though large shipyards also exist in many other countries. The shipbuilding industry is involved in the construction and modification of ships and these operations are carried out in specialized facilities called shipyards. Commercial ships or vessels can be broadly segmented into segments that include tankers; bulkers; LNG carriers; LPG carriers; containers and others. Ships are built on custom made to order. Shipbuilding process starts with inquiries from customers, followed by completion of various processes until the vessel is completed. It takes at least 2 years to complete the manufacturing of a ship.

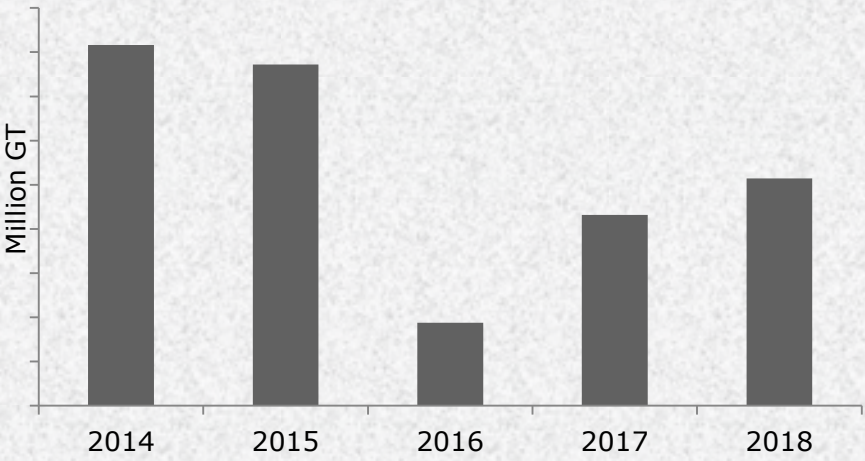
South Korea is a major contributor to the global shipbuilding market in terms of new shipbuilding orders whereas China holds a lion's share in the global shipbuilding completions. Europe has been observing growth in its shipbuilding orderbook.

The global shipbuilding market is expected to grow in future due to increasing seaborne trade and economic growth, rising energy consumption, demand of eco-friendly ships and shipping services. Key trends of this market growing market segments, significant consumption of steel, average age of global fleet, advancements in container shipping, and rising demand for LNG fueled engine. In Japan, several reforms have taken place. In Korea, government is taking various initiatives to support shipbuilding industry. However, there are some factors which can hinder the market growth including associated risk of cyber breaches and environmental regulations.

The global shipbuilding industry is majorly dominated by three companies: HHI; DSME; and SHI. In terms of new orders, HHI leads the industry followed by DSME. Soon a merger is expected between these two shipbuilders. All three of them are Korean companies and leading the Korean shipbuilding industry as well.

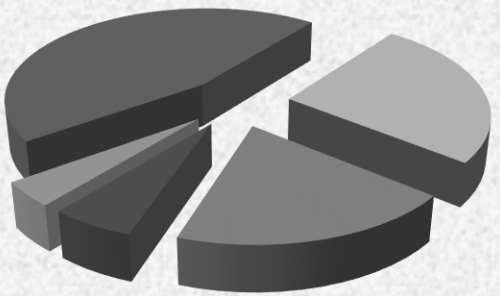
Growth of global shipbuilding market is likely to result from growing seaborne trade, growing demand for eco-friendly ships, rising energy consumption ...

Global Shipbuilding New Orders (2014-2018)



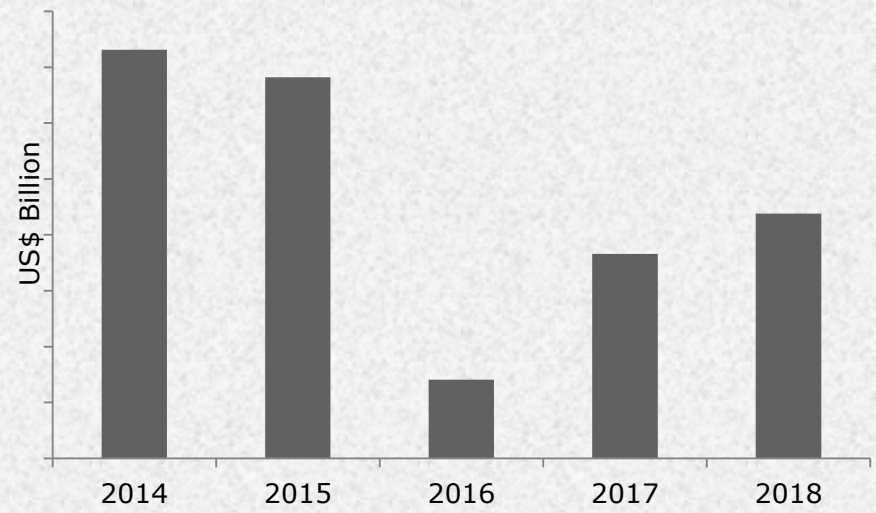
- Global shipbuilding new orders reached ..million GT in 2018, increasing from ..million GT in 2017.
- In 2018, South Korea and China held major shares in the global shipbuilding orderbook.
- In year 2018, global commercial vessels new orders value reached US\$.. billion, increasing from US\$.. billion in 2017, at an annual incline of ..%.

Global Shipbuilding New Orders by Region (2018)



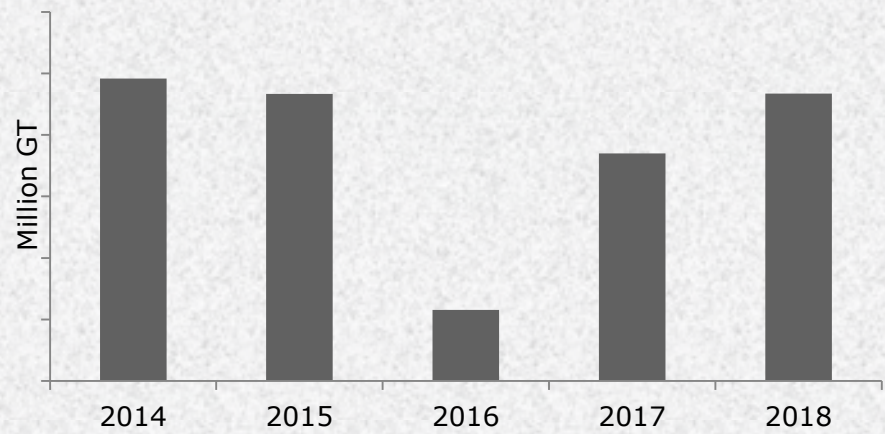
South Korea China Japan Europe Others

Global Commercial Vessel New Orders Value (2014-2018)



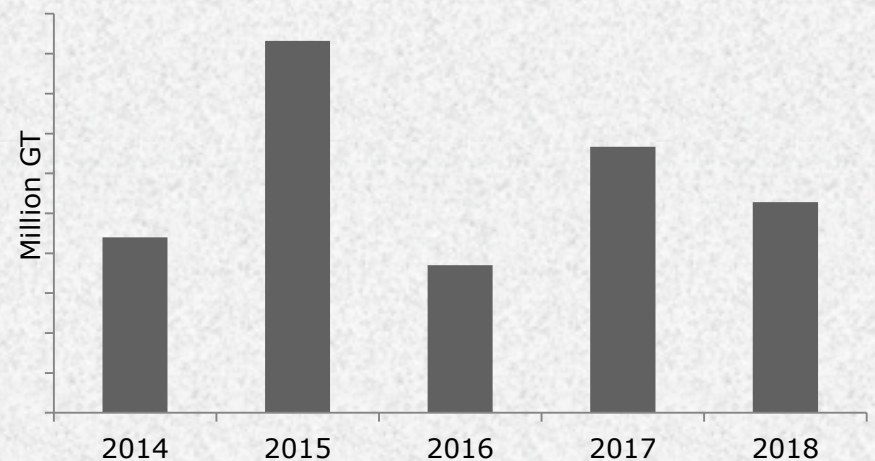
South Korean shipbuilding market is creating competition to other countries due to its technical superiority and several government policies supporting Korean shipbuilding market, whereas in Japan, several shipbuilders are restructuring shipbuilding market...

South Korea Shipbuilding New Orders (2014-2018)

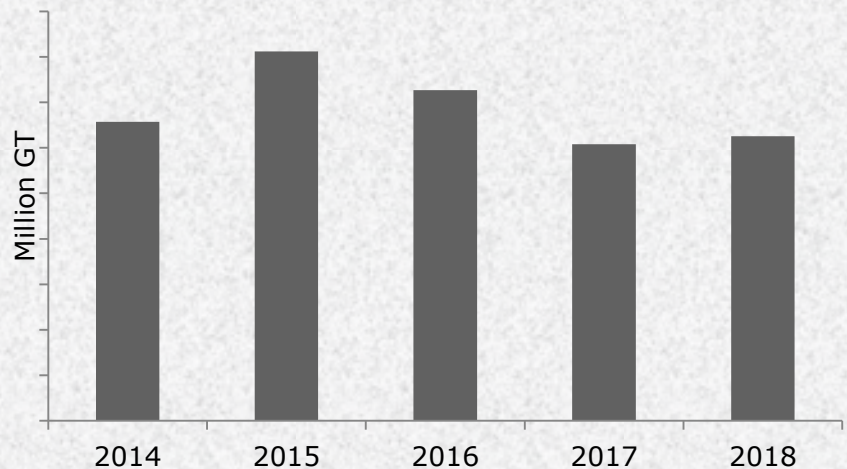


- South Korean shipbuilding new orders reached ..million GT in 2018, increasing from ..million GT in 2017.
- Chinese shipbuilding completions reached ..million GT in 2018, dropping from ..million GT in 2017, at an annual decline of %.
- Japanese shipbuilding orderbook inclined to ..million GT in 2018, from ..million GT in 2017, depicting an annual incline of %.

China Shipbuilding Completions (2014-2018)



Japan Shipbuilding Orderbook (2014-2018)



Disclaimer

This is a licensed product of Koncept Analytics. You cannot reproduce, publish, distribute, publicly display, sell or create other works from this report or use them in any way for commercial purpose without our prior permission. Further, you cannot copy this material, by any means (including electronic copies), for distribution to others unless you have purchased the corporate license of this report.

We believe the sources are reliable, but Koncept Analytics does not warranty the accuracy or completeness of the data. The data presented in the report is updated at the publication date but is subject to change at subsequent releases. All possible efforts have been made to ensure accuracy of data. However, investors should not completely rely on the information given in this report and must make decisions based on their own investment strategy, risk management and capital adequacy.

Koncept Analytics
CS-36, First Floor, Ansal Plaza
Vaishali, Ghaziabad,
U.P. – 201010
T: +91-120-4130959
M: +91-9811715635
vikas@konceptanalytics.com

www.konceptanalytics.com