

Global Hemophilia Market: Industry Analysis & Outlook

(2018-2022)

March 2018



Executive Summary

The hemophilia market has entered into an era of unprecedented growth rate with a variety of treatment options. Development of new therapeutics along with expansion of the current treatment options has presented new opportunities to the market. Hemophilia being an inherited genetic bleeding disorder causes abnormal bleeding with poor clotting. It is classified into hemophilia A, hemophilia B, hemophilia C, and hemophilia with inhibitors.

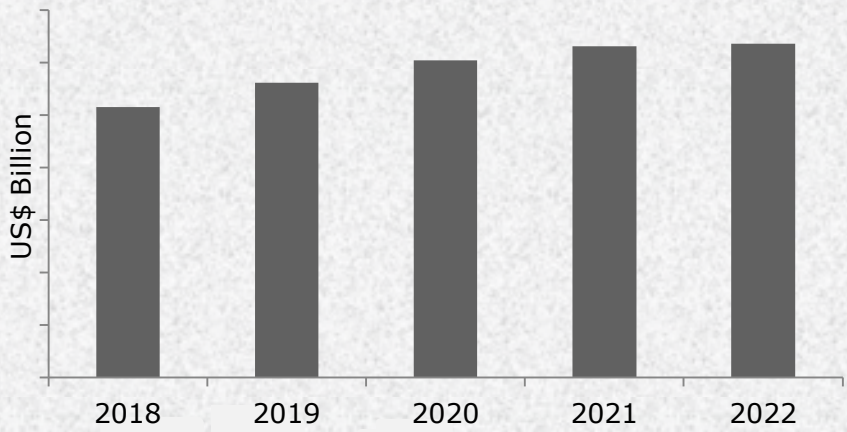
Treatment for hemophilia is done via replacement therapy, prophylactic therapy, on-demand therapy, gene therapy and many others. Gene therapy is being regarded as an attractive option for treatment of hemophilia. By the year 2030, the pharmaceutical companies are expected to launch their gene therapy treatment for hemophilia, and this might affect the market dynamics at large.

The growth factors of the hemophilia market include increased focus on prophylactic treatment, growing market for FVIII, increasing diagnosis rate, and increasing healthcare expenditure. Major trends of the market include development of novel hemophilia treatment, shifting to extended half life therapies and growing popularity of gene therapy. Further, growth prospects are hindered by high cost of therapy and consumer's reluctance in switching to new therapy options.

The report offers an in-depth analysis of the global hemophilia market. It covers the global as well as regional aspect of the market. The top notch players in the market exhibit a very close competitive landscape. The report profiles Pfizer Inc., Bayer Group, Shire PLC, and Novo Nordisk.


Increased focus on prophylactic treatment and growing market for FVIII supported the market for hemophilia globally..

Global Hemophilia Market Forecast by Value (2018-2022)



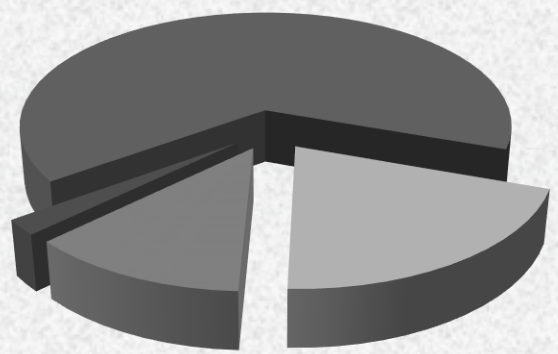
- The global hemophilia market is estimated to reach US\$..billion in the year 2022, increasing from US\$..billion in 2018, recording growth at a CAGR of ..% for the period spanning 2018-2022.
- By treatment regimen, prophylaxis held the market share of ..% followed by on-demand approach with ..% share for the year 2017.
- By type, hemophilia A held the market share of ..% followed by hemophilia with inhibitors and hemophilia B with ..% shares respectively.

Global Hemophilia Market by Treatment Regimen (2017)



Prophylaxis On-Demand

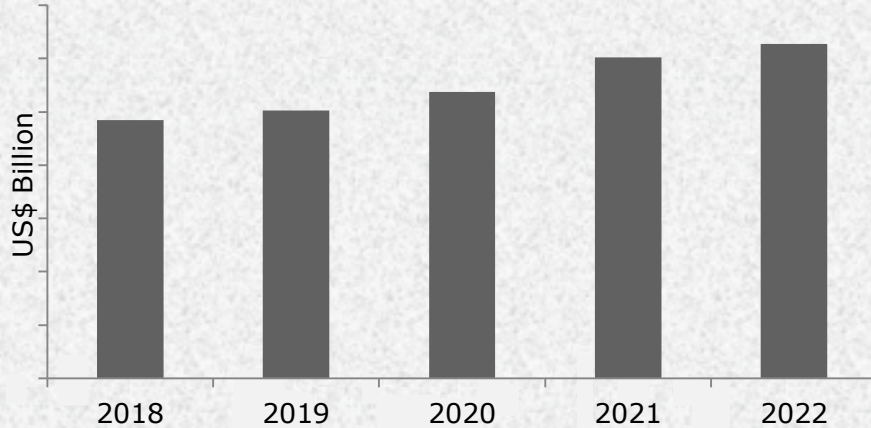
Global Hemophilia Market by Type (2017)



Hemophilia A Hemophilia with Inhibitors Hemophilia B Others

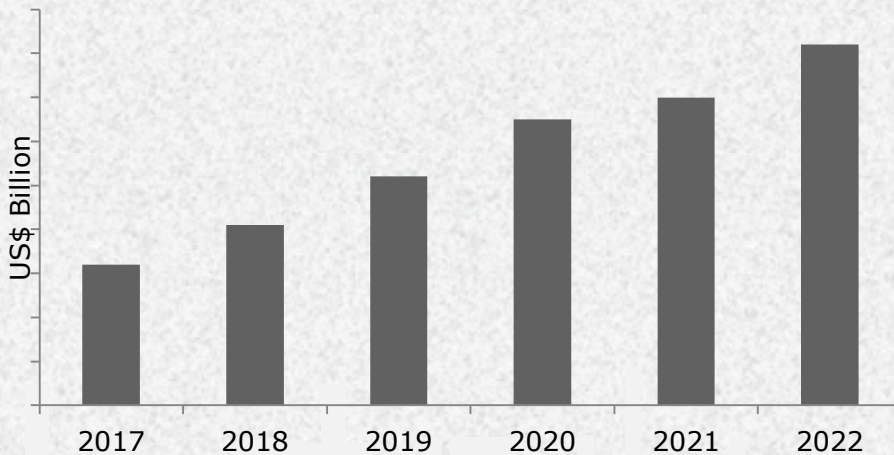
Increasing diagnosis rate and rising health care expenditure will drive the market for hemophilia globally..

The US Hemophilia Market Forecast by Value (2018-2022)

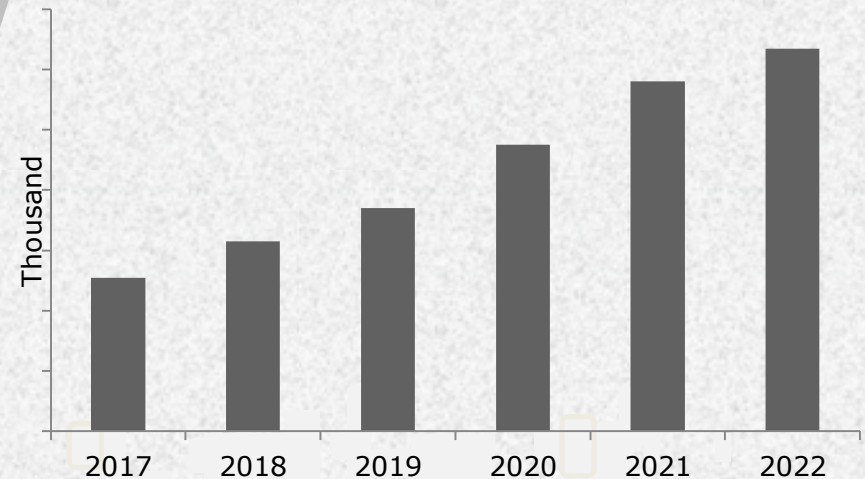


- In US, hemophilia market is anticipated to reach US\$..billion in 2022, increasing from US\$..billion in 2018, recording growth at a CAGR of ..% for the period spanning 2018-2022.
- The U.S. hemophilia A market is estimated to reach US\$..billion in 2022, increasing from US\$..billion in 2017, recording growth at a CAGR of ..% for the period spanning 2017-2022.
- The number of European hemophilia patients is estimated to be ..thousand in 2022, growing from ..thousand in 2017, recording growth at a CAGR of ..% for the period spanning 2017-2022.

The US Hemophilia A Market Forecast by Value (2017-2022)



Europe's Hemophilia Market- Patient Volume Forecast (2017-2022)



Disclaimer

This is a licensed product of Koncept Analytics. You cannot reproduce, publish, distribute, publicly display, sell or create other works from this report or use them in any way for commercial purpose without our prior permission. Further, you cannot copy this material, by any means (including electronic copies), for distribution to others unless you have purchased the corporate license of this report.

We believe the sources are reliable, but Koncept Analytics does not warranty the accuracy or completeness of the data. The data presented in the report is updated at the publication date but is subject to change at subsequent releases. All possible efforts have been made to ensure accuracy of data. However, investors should not completely rely on the information given in this report and must make decisions based on their own investment strategy, risk management and capital adequacy.

Koncept Analytics
CS-36, First Floor, Ansal Plaza
Vaishali, Ghaziabad,
U.P. – 201010
T: +91-120-4130959
M: +91-9811715635
vikas@konceptanalytics.com

www.konceptanalytics.com