

Global Business Jet Market: Industry Analysis & Outlook

(2018-2022)

April 2018



Executive Summary

A business jet or a private jet, is a jet aircraft designed for transporting small groups of people. Business jets may be adapted for other roles as well but it is largely owned by millennials for business related activities. There are three basic types of operators who own manage and operate business jets; flight departments, charter companies, and fractional ownership. Amongst the three, fractional ownership is becoming a popular choice because the benefits it offer.

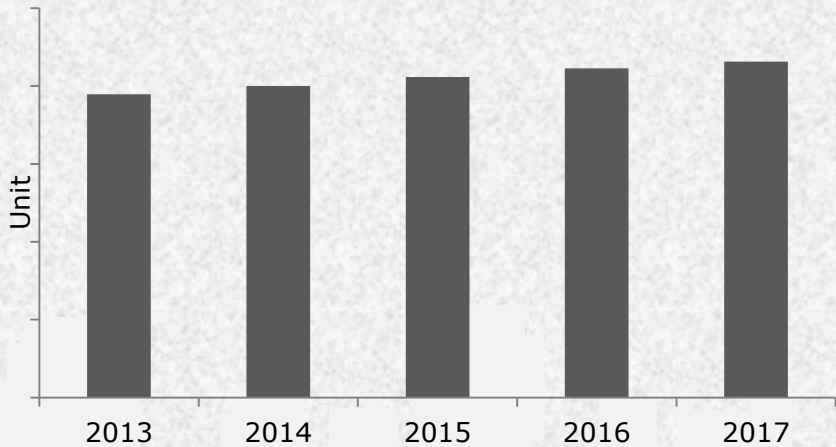
The global business jets market is extremely cyclical in nature and is highly correlated to corporate profits. The business jets are classified according to their size i.e. heavy business jets, medium sized business jets and light business jets. Another classification of these jets is made on the basis of their age and the requirement for replacement demand.

The global business jets market has seen a rise in the historical fleet count and is further expected to see a rise, however, the business jet deliveries are vastly affected by cyclical nature of the market. The global market is expected to grow owing to factors such as increase in corporate profits, rise in flight operations of business jets and growing GDP. The ongoing trend of the market includes growing demand for emerging economies and increased focus on research and development for technological breakthrough.

The report “Global Business Jet Market: Industry Analysis & Outlook (2018-2022)” offers an in-depth analysis of the global and regional markets. The major companies that have been covered in the report include; Bombardier Inc., Textron Inc., Dassault Aviation SA, and Airbus SE.

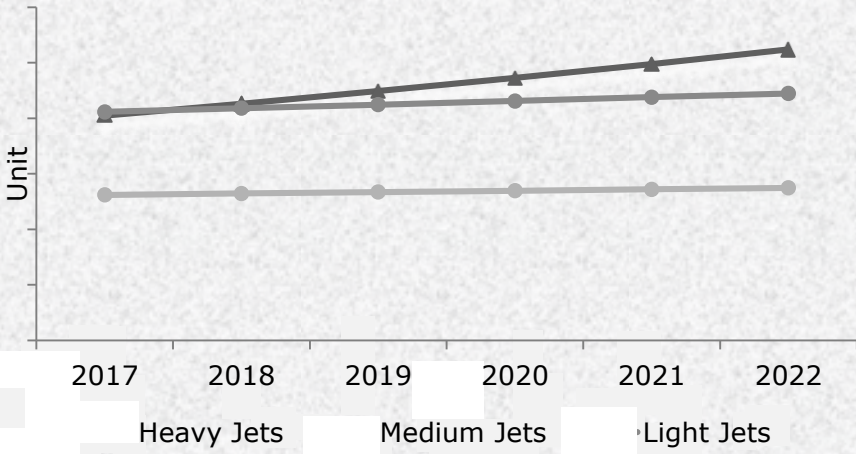
The demand for business aircrafts over the years has also been driven by growth in air traffic.

Global Business Jets Market by Fleet Count (2013-2017)

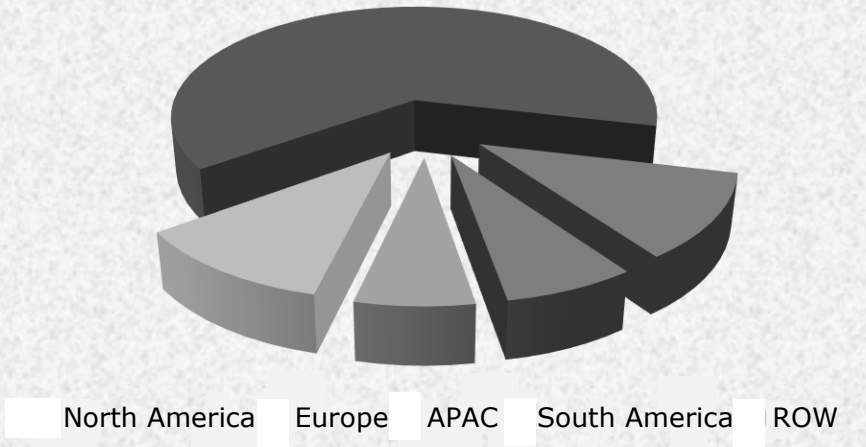


- The historical fleet count of business jets in operation stood at .. in 2017, increasing from .. in 2013. This fleet count over the period spanning 2013-2017, grew at a CAGR of ..%.
- Heavy business jets fleet count reached .. in 2017, and is further expected to reach .. by 2022.
- North America accounted for ..% share of the global fleet count in operation, followed by Europe with ..% share.

Global Business Jets Fleet Count Forecast by Size (2017-2022)

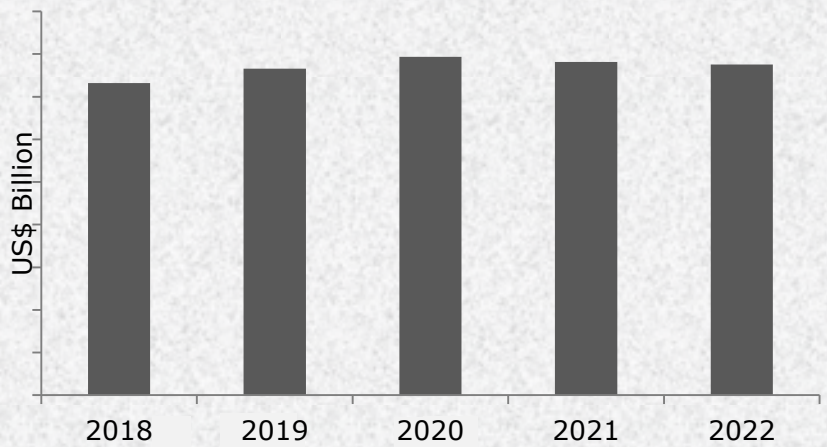


Global Business Jets Fleet Count Share by Region (2017)



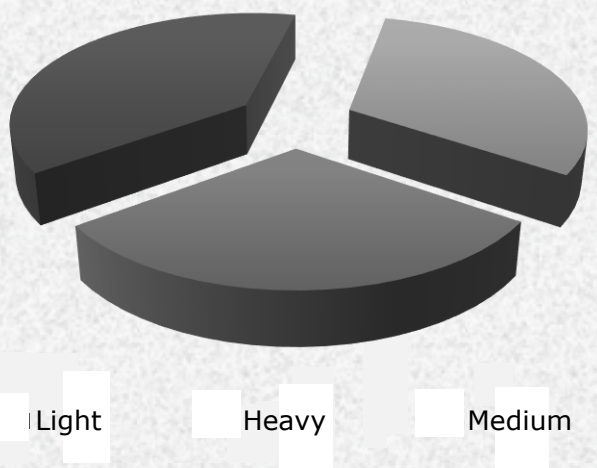
Global business jet Market is set to see robust growth especially from Asia Pacific regions due to beneficial market dynamics and increased focused on infrastructure.

Global Business Jet Deliveries Market Forecast by Value (2018-2022)

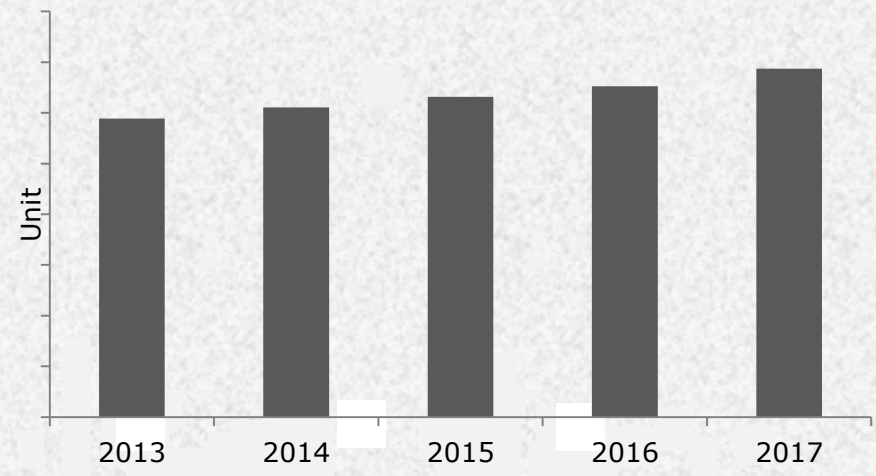


- Global business jet deliveries market is likely to be valued at US\$. billion in 2022, increasing from US\$. billion in 2018. The market is forecasted to grow at a CAGR of ..% for the period spanning 2018-2022.
- Light business jet accounted for ..% of the global business jet deliveries in the year 2017, followed by heavy business jet deliveries with ..% share in terms of volume.
- North America’s business jet’s fleet count reached .. in 2017, increasing from .. in 2013. The fleet count over the span of 5 years grew at a CAGR of ..% for the period spanning 2013-2017.

Global Business Jet Deliveries Market Share by Volume (2017)



North America Business Jets Market by Fleet Count (2013-2017)



Disclaimer

This is a licensed product of Koncept Analytics. You cannot reproduce, publish, distribute, publicly display, sell or create other works from this report or use them in any way for commercial purpose without our prior permission. Further, you cannot copy this material, by any means (including electronic copies), for distribution to others unless you have purchased the corporate license of this report.

We believe the sources are reliable, but Koncept Analytics does not warranty the accuracy or completeness of the data. The data presented in the report is updated at the publication date but is subject to change at subsequent releases. All possible efforts have been made to ensure accuracy of data. However, investors should not completely rely on the information given in this report and must make decisions based on their own investment strategy, risk management and capital adequacy.

Koncept Analytics
CS-36, First Floor, Ansal Plaza
Vaishali, Ghaziabad,
U.P. – 201010
T: +91-120-4130959
M: +91-9811715635
vikas@konceptanalytics.com

www.konceptanalytics.com