

China Automotive Parts Market: Industry Analysis & Outlook

(2018-2022)

January 2019



Executive Summary

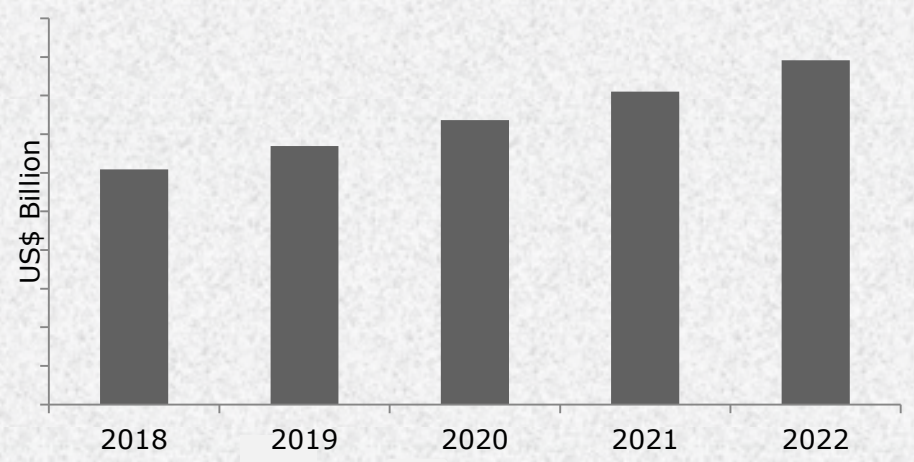
China is the world's largest market for automobiles and the world's top auto producer. The Government of China has observed its automotive sector, including the auto parts industry, as a pillar industry for many years. The auto component industry in China, with a strong positive multiplier effect, is one of key drivers of China's economic growth. The well-developed Chinese auto component industry manufactures a wide variety of products including engine parts, drive transmission and steering parts, body and chassis, suspension and braking parts, equipment and electrical parts, besides others. Leading Chinese players are adopting new techniques to provide advanced and innovative product offerings to their customers. Growing importance of automotive parts for Chinese consumers has empowered manufacturers to innovate and market a variety of applications, which is anticipated to stimulate demand.

Chinese automotive parts market is set to experience favorable growth driven by factors such as growing vehicle production, rising disposable income, rapid urbanization, growing importance of ADAS and surging electric car sales. The major trends observed in this market include rising demand for passenger vehicles, increasing penetration of electric power steering (EPS), technological advances among others. However, the growth of this budding market is constrained by challenges such as intense competition, growing concern of CO2 emissions and stringent government regulations.

The report "China Automotive Parts Market: Industry Analysis & Outlook (2018-2022)" analyses the development of the respective market. The major trends, growth drivers as well as issues being faced by the market are discussed in detail in this report. The four major players: Ningbo Joyson Electronic Corporation, Nexteer Automotive Group Ltd, Fuyao Glass Industry Group and Minth Group Ltd. are being profiled along with their key financials and strategies for growth.

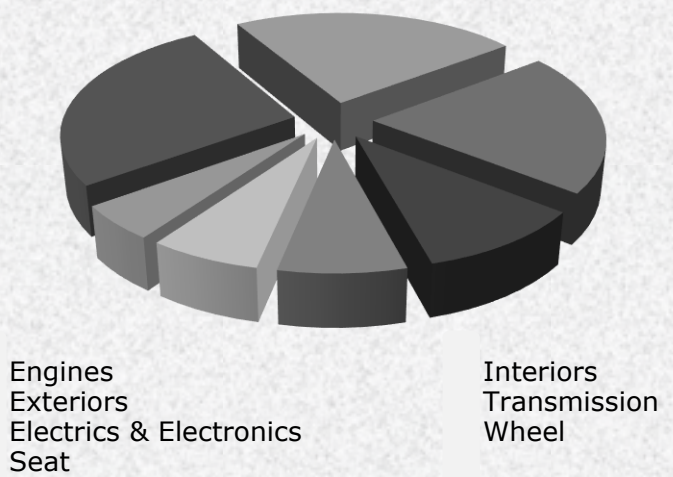
Growing vehicle production and rapid urbanization supported the market for automotive parts in China..

China Automotive Parts Market Forecast by Value (2018-2022)

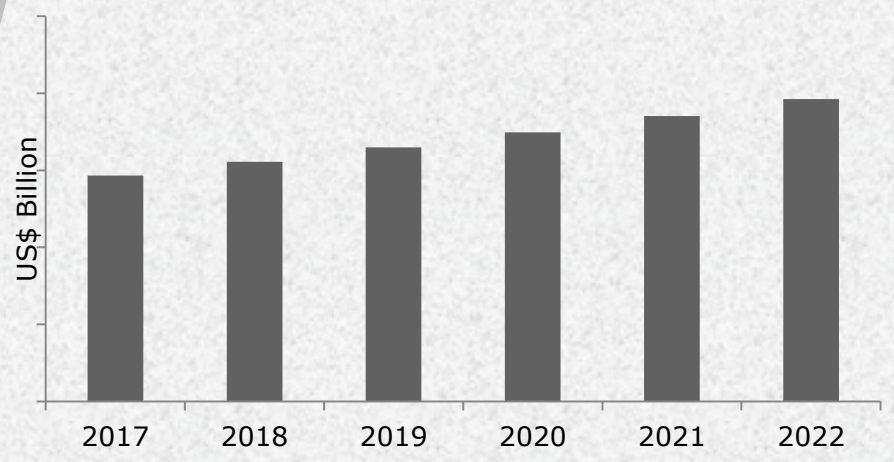


- China automotive parts market is estimated to reach US\$..billion in 2022, increasing from US\$..billion in 2018, recording growth at a CAGR of ..% for the period spanning 2018-2022.
- By segments, automotive engine held the market share of ..% followed by automotive interiors and exteriors with ..% shares respectively.
- Automotive engines market in China is projected to reach US\$..billion in 2022, increasing from US\$..billion in 2017, recording growth at a CAGR of ..% for the period spanning 2017-2022.

China Automotive Parts Market by Segment (2017)

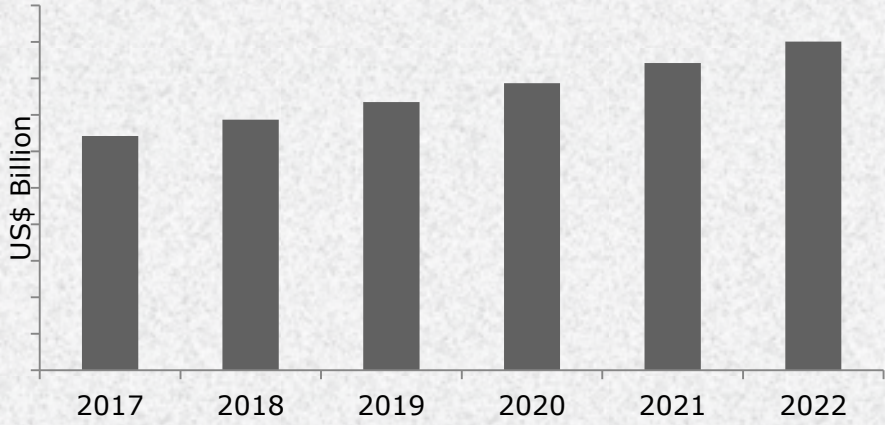


China Automotive Engines Market Forecast by Value (2017-2022)



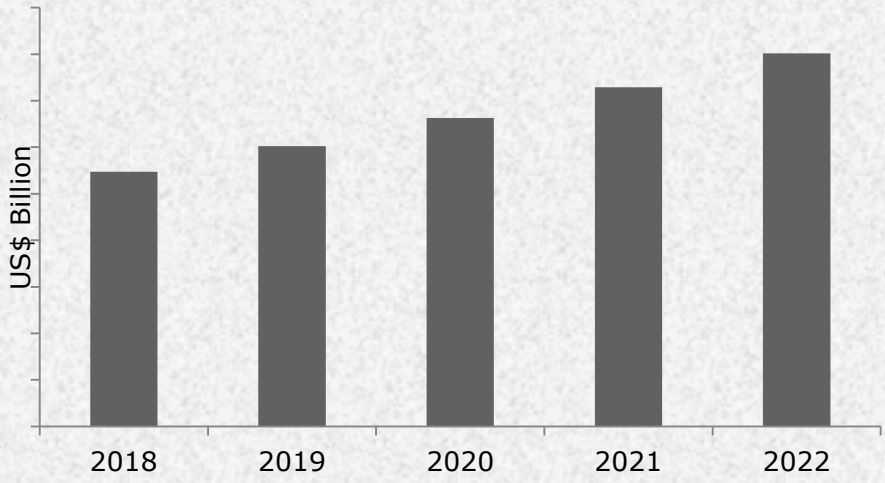
Rising demand for passenger vehicles and technological advances will drive the market for automotive parts..

China Automotive Interiors Market Forecast by Value (2017-2022)

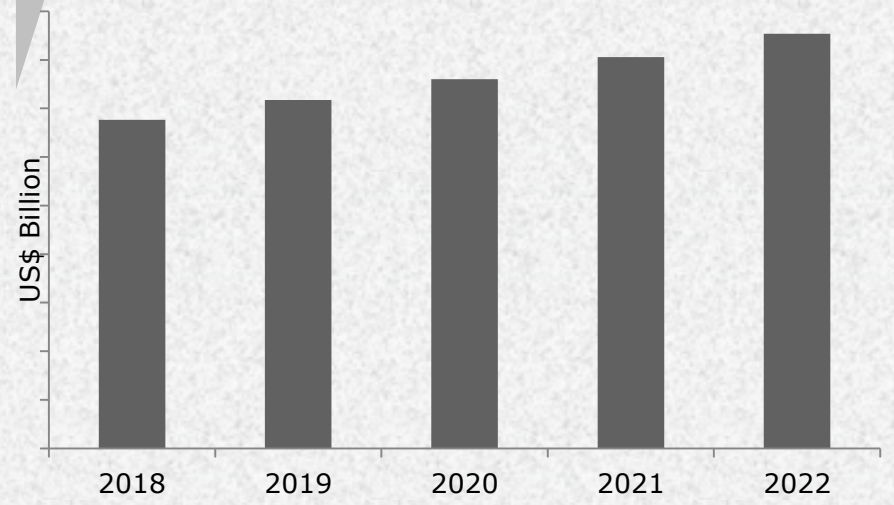


- Chinese automotive interiors market is anticipated to reach US\$..billion in 2022, increasing from US\$..billion in 2017, recording growth at a CAGR of ..% for the period spanning 2017-2022.
- The exports value is estimated to reach US\$.. billion in 2022, increasing from US\$.. billion in 2018, with the expectation of recording growth at a CAGR of ..% for the period spanning 2018-2022.
- The import value of automotive parts is estimated to increase in the upcoming years, thereby reaching US\$.. billion in 2022, rising from US\$.. billion in 2018.

China Automotive Parts Exports Forecast by Value (2018-2022)



China Automotive Parts Imports Forecast by Value (2018-2022)



Disclaimer

This is a licensed product of Koncept Analytics. You cannot reproduce, publish, distribute, publicly display, sell or create other works from this report or use them in any way for commercial purpose without our prior permission. Further, you cannot copy this material, by any means (including electronic copies), for distribution to others unless you have purchased the corporate license of this report.

We believe the sources are reliable, but Koncept Analytics does not warranty the accuracy or completeness of the data. The data presented in the report is updated at the publication date but is subject to change at subsequent releases. All possible efforts have been made to ensure accuracy of data. However, investors should not completely rely on the information given in this report and must make decisions based on their own investment strategy, risk management and capital adequacy.

Koncept Analytics
CS-36, First Floor, Ansal Plaza
Vaishali, Ghaziabad,
U.P. – 201010
T: +91-120-4130959
M: +91-9811715635
vikas@konceptanalytics.com

www.konceptanalytics.com