

# **Global Ride Hailing Market: Industry Analysis & Outlook**

---

**(2019-2023)**

**June 2019**



# Executive Summary

Ride-Hailing is a mobility service which consists of door-to-door trips, where transportation corporations charge drivers a fee for connecting them with riders through their patented digital platforms. This transportation facility works on a peer-to-peer driver-partner concept where drivers (who are mostly car owners) partner up with a particular Transportation Network Companies (TNCs) like Uber, Lyft, etc., to provide rental journeys to potential customers.

Presently, passenger car segment is dominating the global ride-hailing market owing to growing preference for small-size cars by working-class population to commute easily in congested areas.

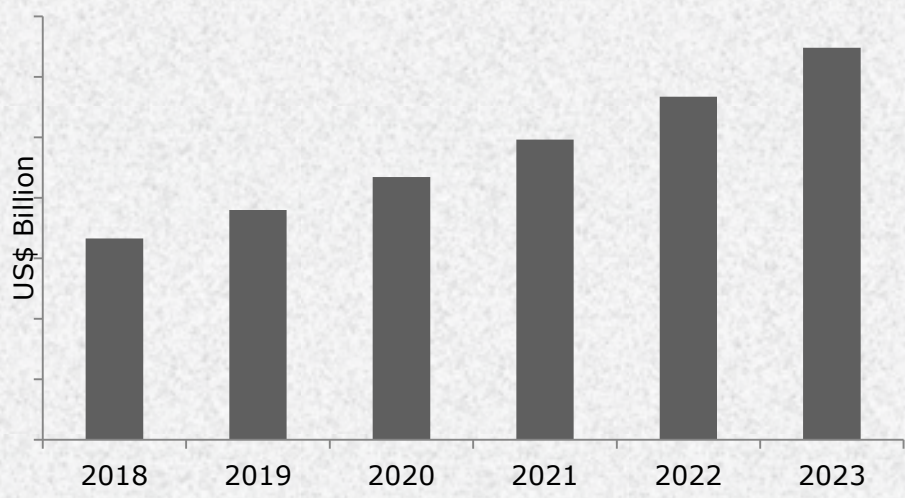
Regionally, the U.S. is expected to hold the leading position in the market, due to the rapid surge in number of travel network companies engaged in vehicle rental business and growing demand for e-hailing services by tourists for visiting places in Washington, San Francisco, Boston, etc., during vacations.

The global market is expected to grow due to booming tourism industry, increasing urban population, rising ride-hailing apps penetration and escalating personal disposable income. Key trends of this market include emergence of autonomous vehicles, rising demand for new energy vehicles (NEV) in China and growing preference for bike-sharing in the U.S. However, there are some factors which can hinder the market growth including stringent regulation and intense competition.

“Global Ride-Hailing Market: Industry Analysis & Outlook (2019-2023)” by Koncept Analytics provides an extensive research and detailed analysis of the present market along with future outlook. Key players i.e. Uber Technologies, Inc., Lyft, Inc., DiDi Chuxing Technology Co. and Ola Cabs. are being profiled along with their respective financials and growth strategies.


# An evolution in global market is anticipated to be driven by booming tourism industry, increasing urban population, ....

## Global Ride-Hailing Market Value Forecast (2018-2023)




- In 2023, global ride-hailing market value is estimated to reach US\$... billion, increasing from US\$... billion in 2018 , growing at a CAGR of ..%.
- In 2018, passenger car held ..% share of global industry revenues, followed by micro-mobility vehicles, which accounted for remaining ..% share.
- The U.S. was the major ride-hailing revenue contributing country in 2018. It held a share of ...%. While China and the U.K. accounted for ..% and ..%, respectively.

## Global Ride-Hailing Market Value by Segments (2018)



## Global Ride-Hailing Market Value by Country (2018)

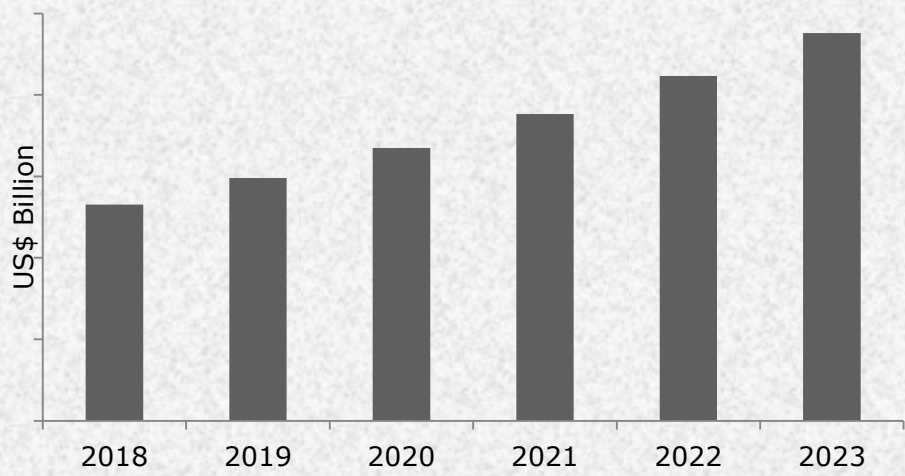


The U.S.    China    The U.K.    Japan    RoW

Passenger Cars    Micro-Mobility Vehicles

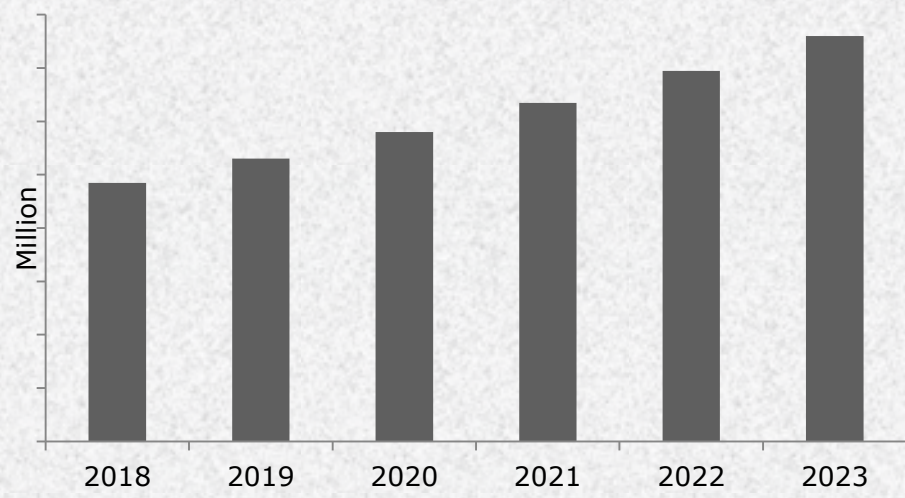
Development in major regional market i.e. the U.S., China, the U.K. would be supported by emergence of autonomous vehicles, rising demand for new energy vehicles (NEV) , ....

**The U.S. Ride-Hailing Market Value Forecast (2018-2023)**

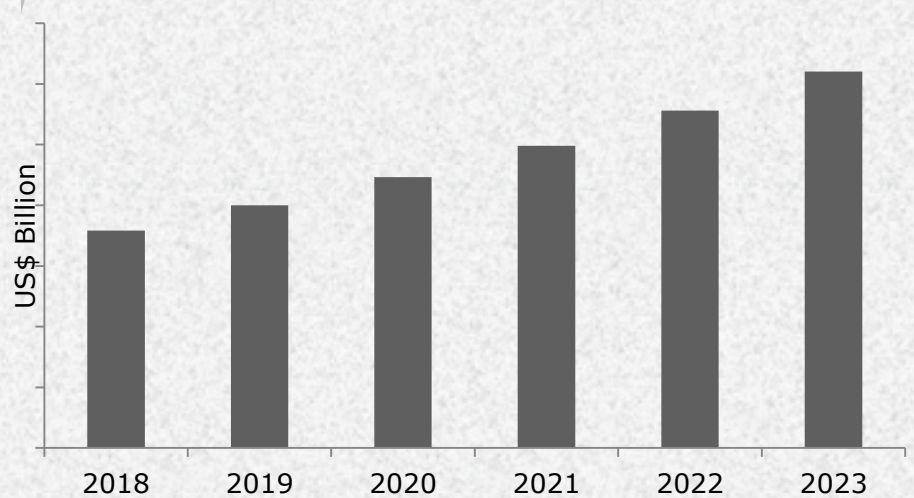


- In 2023, the U.S. ride-hailing market value is forecasted to reach US\$... billion, rising from US\$... billion in 2018, recording growth at a CAGR of ...%, for the period spanning 2018-2023.
- In China total ride-hailing users are projected to reach ... million in 2023, boosting from ... million in 2018, registering growth at a CAGR of ...%, during the period.
- The U.K. ride hailing market revenues are forecasted to reach US\$.. billion in 2023, rising from US\$.. billion in 2018, recording growth at a CAGR of ..%, for the period spanning 2018-2023.

**China Ride-Hailing Users Forecast (2018-2023)**



**The U.K. Ride Hailing Market Value Forecast (2018-2023)**





# Disclaimer

This is a licensed product of Koncept Analytics. You cannot reproduce, publish, distribute, publicly display, sell or create other works from this report or use them in any way for commercial purpose without our prior permission. Further, you cannot copy this material, by any means (including electronic copies), for distribution to others unless you have purchased the corporate license of this report.

We believe the sources are reliable, but Koncept Analytics does not warranty the accuracy or completeness of the data. The data presented in the report is updated at the publication date but is subject to change at subsequent releases. All possible efforts have been made to ensure accuracy of data. However, investors should not completely rely on the information given in this report and must make decisions based on their own investment strategy, risk management and capital adequacy.

**Koncept Analytics**  
**CS-36, First Floor, Ansal Plaza**  
**Vaishali, Ghaziabad,**  
**U.P. – 201010**  
**T: +91-120-4130959**  
**M: +91-9811715635**  
**vikas@konceptanalytics.com**

**[www.konceptanalytics.com](http://www.konceptanalytics.com)**